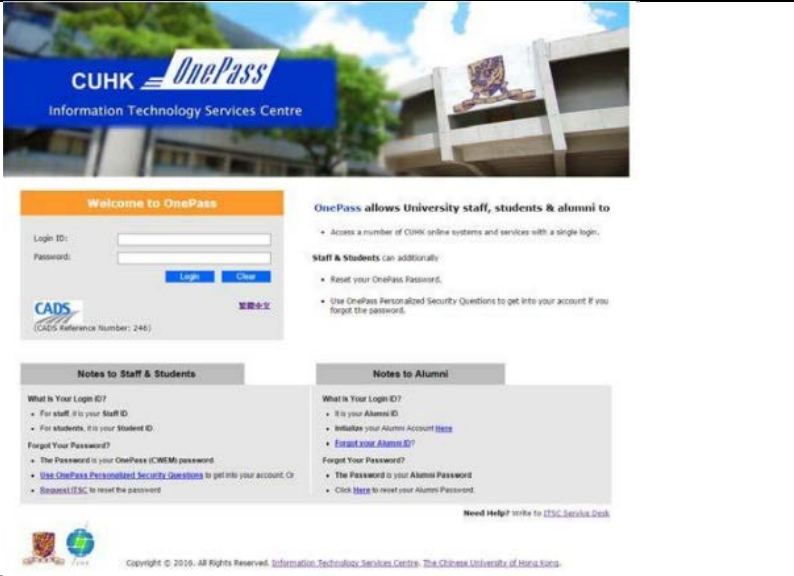
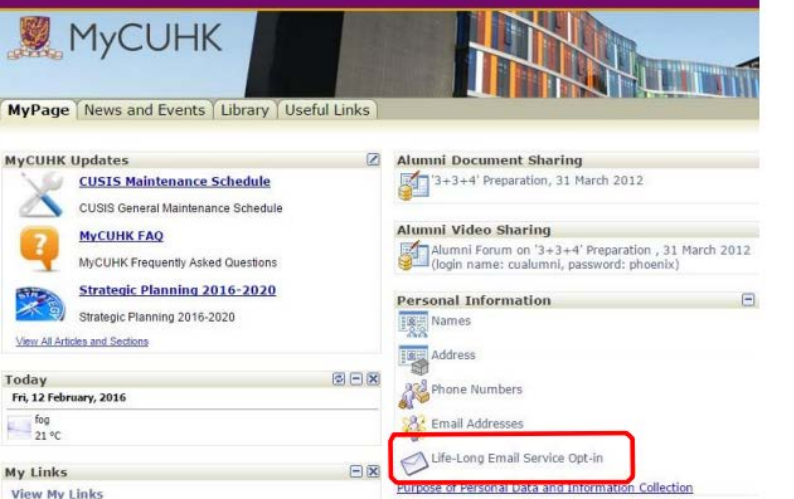




Procedure to Opt in Life-long Email Service, @Link for Alumni after Graduation

Note: This service is now opened for CUHK alumni by batch according to their graduation year. Please check [ITSC homepage](#) for your eligibility.

<p>1. Log into MyCUHK (http://portal.cuhk.edu.hk) with your Alumni ID (10 digits) and Password</p>	
<p>2. Click “Life-Long Email > Service Opt-in”</p>	

<p>3. Enter your</p> <p>Alias Name: A self-defined email address other than your default email address “Alumni ID@link.cuhk.edu.hk”.</p> <p>OnePass Password: the password you just now used to log into MyCUHK for verification</p>	
<p>4. Your opt in result will be shown as the screen message with</p> <ol style="list-style-type: none"> The link of CUHK Office 365 Portal Your default email address The password to enter @Link 	

Prepared by: User Support Services, Information Technology Services Centre

Last Update: 2 Nov 2018

Copyright © 2018. All Rights Reserved. Information Technology Services Centre,

The Chinese University of Hong Kong