



Define Alias for @Link (Alias@link.cuhk.edu.hk)

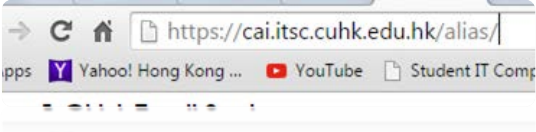

- For further enquiries, please write to ITSC Service Desk (<http://servicedesk.itsc.cuhk.edu.hk/>)

NOTE:

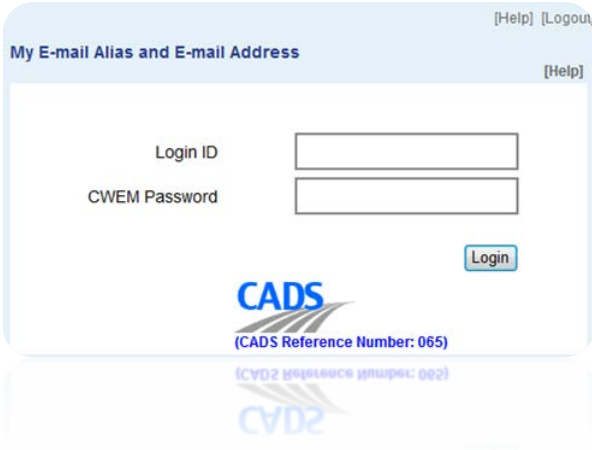

Please make sure you have your CUHK Office 365 Account ready beforehand.

Registration: <https://cai.itsc.cuhk.edu.hk/office365/>

Alias for @Link can be defined once. You may choose either one of the following to access **My E-mail Alias and E-mail Address** to define Alias for @Link. Once your Alias for @Link is defined, it cannot be further changed and you might view your settings at the same place.

Method 1	Method 2
<p>1. Go to https://cai.itsc.cuhk.edu.hk/alias/ .</p> 	<p>1. Go to MyCUHK and click the tab MyPage.</p> 




Method 1	Method 2
<p>1. Log in with your Student ID and OnePass (CWEM) Password.</p> 	<p>2. Click "Alias for @Link: My E-mail Alias and E-mail Address" on the right.</p> 




Method 1 & 2

- 3a. Read **Guideline for Proper Selection of E-mail Alias of CUHK Webmail and @Link**
- b. Put in your Alias for @Link (cannot be a Student ID or Computing ID)
- c. Click the checkbox for confirmation
- d. Click **Submit Modification**



My E-mail Alias and E-mail Address



香港中文大學 · 資訊科技服務處
Information Technology Services Centre, CUHK

My E-mail Alias and E-mail Address[Help] [Logout]

Name	[Redacted]
Computing ID	s [Redacted]

CUHK Webmail

Email Address (Alias@cuhk.edu.hk)	[Redacted]@cuhk.edu.hk
Email Drop Box	[Redacted]@mailserv.cuhk.edu.hk

Note: Your set up for the above e-mail address and e-mail drop box will be locked effective from Wednesday 6 May 2015 11am. This is for ITSC's preparation to decommission students' CUHK Webmail (alias@cuhk.edu.hk and computing-ID@mailserv.cuhk.edu.hk) service on 1 Aug 2015. For details, please visit [here](#).

@Link

Default E-mail Address (StudentID@link.cuhk.edu.hk)	[Redacted]@link.cuhk.edu.hk
Email Address @Link	[Redacted]@link.cuhk.edu.hk

Your e-mail alias must be 4 - 32 characters in length and CANNOT be a Student ID or Computing ID.
Note: Your alias for @Link could only be defined once.

Please read [Guideline for Proper Selection of E-mail Alias of CUHK Webmail and @Link](#) before your submission.

I confirm the above to be my **permanent** alias for @Link.



4. The alias for @Link you set will be effective **after 3 hours**. You may view your record to see the e-mail alias or e-mail address of @Link and CUHK Webmail.

 **My E-mail Alias and E-mail Address**  香港中文大學 · 資訊科技服務處
Information Technology Services Centre, CUHK

My E-mail Alias and E-mail Address [Help] [Logout]

Name	██████████
Computing ID	██████████
Department	██████████

CUHK Student Webmail

Email Address (Alias@cuhk.edu.hk)	██████████@cuhk.edu.hk
Email Drop Box	██████████@mailserv.cuhk.edu.hk

@Link

Default E-mail Address	██████████@link.cuhk.edu.hk
Alias for @Link	██████████@link.cuhk.edu.hk

Copyright © 2015 [Information Technology Services Centre](#), [The Chinese University of Hong Kong](#).

Copyright © 2015 [Information Technology Services Centre](#), [The Chinese University of Hong Kong](#)

[View my @Link](#) [View my CUHK Student Webmail](#)
[Default E-mail Address](#) [Default E-mail Address](#)
[@Link](#) [@Link](#)



香港中文大學 · 資訊科技服務處
Information Technology Services Centre, CUHK

Prepared by: User Support Division, Information Technology Services Centre
Last Update: Jul 2015
Copyright © 2015. All Rights Reserved.
Information Technology Services Centre , The Chinese University of Hong Kong