


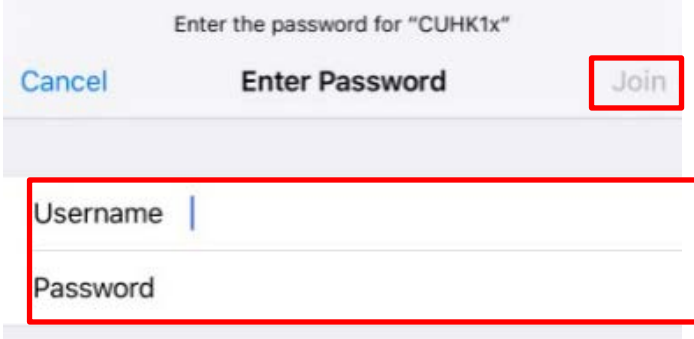




Connect to CUHK1x with an iPad / iPhone

Detect WiFi Signal of CUHK1x and connect to CUHK1x

<p>1. From the screen, select Settings  and then Wi-Fi .</p> <p>2. Move the Wi-Fi slider to On.</p> <p>Select CUHK1x from the available wireless networks.</p>	
<p>3. You will see the following screen. Enter your CUHK email address* for username and your OnePass (CWEM) password. Then, click Join.</p> <p>*Students: <i>Student-ID</i> @link.cuhk.edu.hk for students E.g. 1155xxxxxx@link.cuhk.edu.hk</p> <p>Staff: <i>Staff-alias</i>@cuhk.edu.hk for staffs E.g. chantaiman@cuhk.edu.hk</p>	



香港中文大學 · 資訊科技服務處
Information Technology Services Centre, CUHK

4. Click **Trust** to install the certificate.

Be patient to wait for successful connection.

Your login credential has been saved and you do not need to log in again while connecting to **CUHK1x** next time.



Last Update: 26 September 2016

Copyright © 2016. All Rights Reserved. Information Technology Services Centre ,

The Chinese University of Hong Kong