
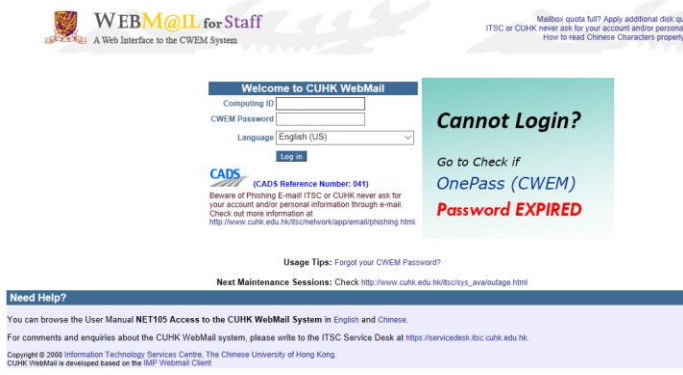
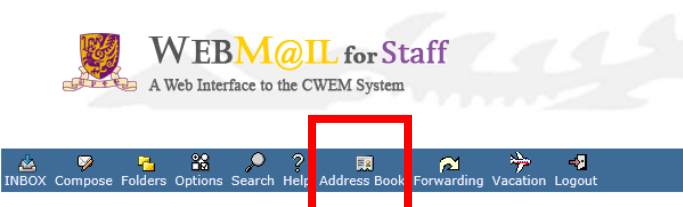
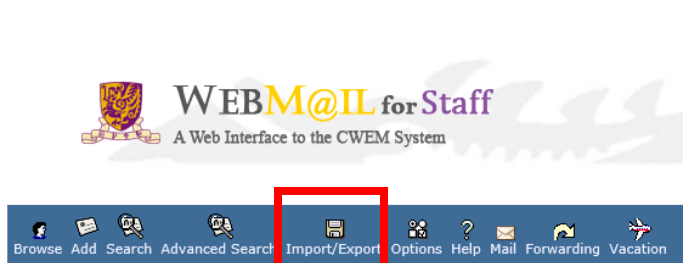


Export contact list from CUHK Webmail

Contents

Export contact list from CUHK Webmail..... 1


Export contact list from CUHK Webmail

<p>1. Launch and visit CUHK Webmail at https://webmail.cuhk.edu.hk</p>	
<p>2. Login the Webmail with your CUHK Account:</p> <hr/> <p>Staff Login ID: <i>Computing ID (bxxxxxx)</i> Password: <i>OnePass Password</i></p>	
<p>3. Click Address Book</p>	
<p>4. Click Import/Export</p>	

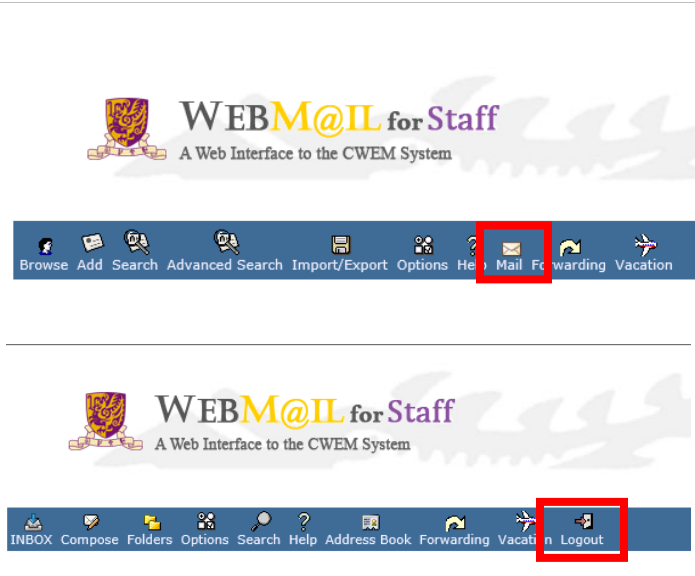
5. Click **Export** to download the list



6. The CSV file will be downloaded.



7. After use, click **Mail** and then click **Logout** to sign out.



Last Update: 6 December 2017

Copyright © 2017. All Rights Reserved. Information Technology Services Centre,
The Chinese University of Hong Kong