




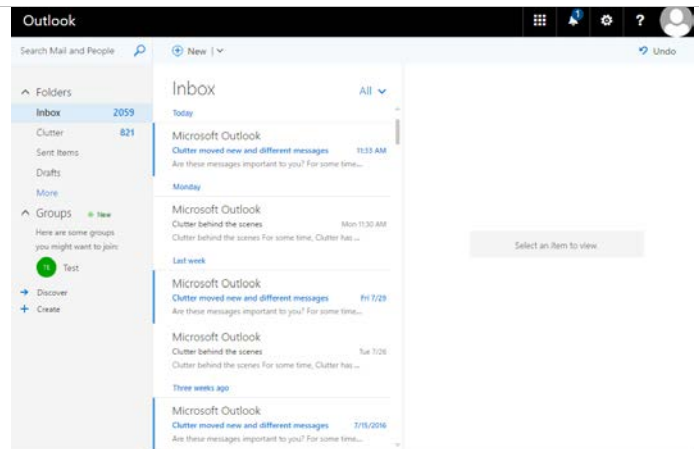
Access @Link on Web

<p>1. Launch and visit CUHK Office 365 Portal at http://www.cuhk.edu.hk/o365</p> <p>2. Login the Portal with your CUHK Office 365 Account:</p> <ul style="list-style-type: none">• Login ID: Student-ID@link.cuhk.edu.hk• Password: OnePass Password	
<p>3. Click Menu Icon  >> Mail.</p>	

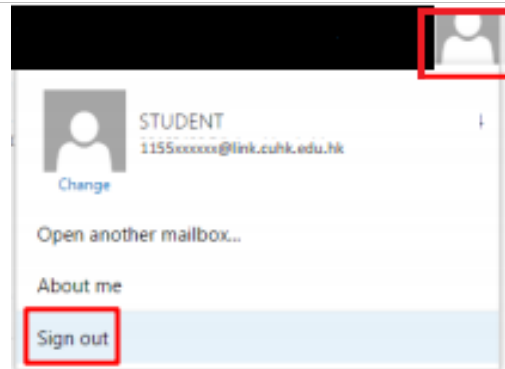
4. You will be directed to **Outlook Web App**.



5. This is the web interface of you @Link e-mail.



6. After use, click your profile icon and sign out.



Last Update: 16 August 2016

Copyright © 2016. All Rights Reserved. Information Technology Services Centre,
The Chinese University of Hong Kong

