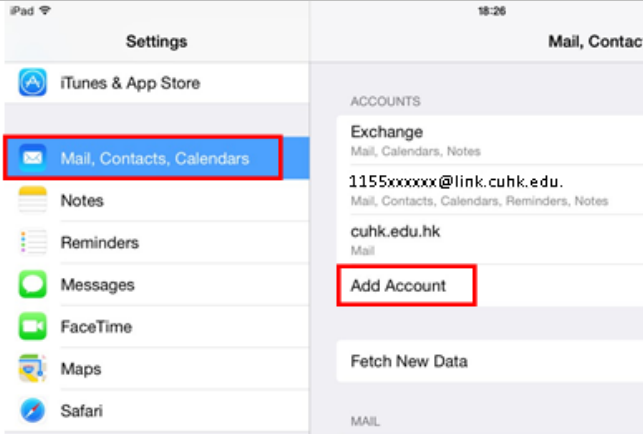





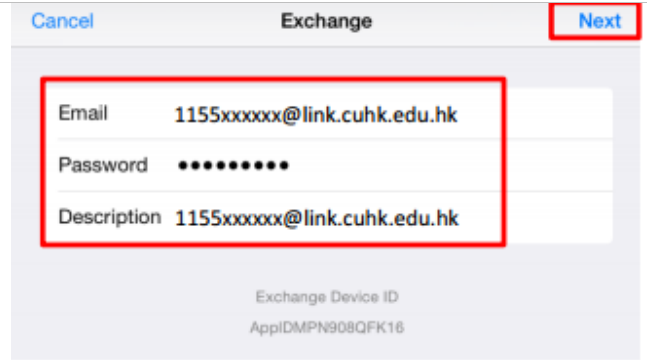
# Connect to @Link with an iPhone / iPad (iOS 9.2.1)

(This user guide is applicable to iOS 7 or above)

<p>1. Go to <b>Settings &gt; Mail, Contacts, Calendars &gt; Add Account.</b></p>	
<p>2. Select <b>Exchange.</b></p>	
<p>3. Input your <b>CUHK Office 365 Account:</b></p>	

- Login ID: Student-ID@cuhk.edu.hk
- Password: OnePass Password

Then tap **Next**.



4. Tap **Save** to save all the settings.



**Last Update:** 16 August 2016

Copyright © 2016. All Rights Reserved. Information Technology Services Centre,

The Chinese University of Hong Kong